



LE RHÖNE

SWISS WATCHES

USER MANUAL
ENGLISH

SUMMARY

3. Introduction

- Accuracy and precautions for use
- Water-resistance
- Quality test

4. Timepieces

5. Horology

7. Röad Racer

9. Hedönia

11. Moön

13. Vöyage

15. International warranty

16. Le Rhône Customer Service



Introduction

We congratulate you on the acquisition of your Le Rhône watch and thank you for your confidence. We invite you to consult the operating instructions and hope your Le Rhône timepiece brings you great enjoyment.

Accuracy and Precautions for Use

The precision of watch models with mechanical movements is mostly determined by the balance. The latter oscillates at a rate of 28,800 vibrations per hour. Despite all the care that the master watchmakers of Le Rhône Manufacture have lavished on building and assembling your watch, its accuracy is subject to the influence of gravity, magnetic fields, impacts, as well as aging of the oils. The precision of a watch is measured by its regularity of rate in various positions. Your individual temperament and your activities may result in slight irregularities. If you observe a discrepancy in the running of your watch, we advise you to entrust it to an authorized Le Rhône retailer who will perform the necessary adjustments. Watches with mechanical movements must not be used for sports involving significant risk of impact or abrupt actions, such as golf or tennis for example.

Water-resistance

Your Le Rhône watch(*) is water-resistant to 10 bar / ATM. The water-resistance of your watch is identifiable by the engraving on the back. This means that your timepiece has been tested at an immersion pressure corresponding to 100 meters / 300 feet. In order to guarantee the durability of the watch's characteristics over time and as the water-resistant sealant may be affected by certain activities, it is recommended for the user to:

- have the water-resistance of the watch checked by an authorized Le Rhône retailer, in accordance with the recommendations of Le Rhône Manufacture (at any event after each opening of the case, a test with increased air pressure is highly recommended),
- check when making the purchase that the strap or bracelet is suitable for the intended use,
- avoid subjecting the watch to excessively abrupt temperature changes,
- protect the watch from being dropped or suffering other shocks, as well as have the watch checked after any violent impact,
- avoid the use of the controls, push-piece or time-setting crown while under water or before the watch has dried after immersion,
- restore the crown and the push-pieces to their normal positions after every manipulation,
- rinse the watch with fresh water delicately (not directly under the tap) after use in seawater.

You may use your watch during short swims and when jumping in from the edge of a swimming pool but, not from a diving board. Your watch must not be used for scuba diving or for sports involving significant risk of impact, such as windsurfing or water-skiing. Also note that leather straps are not suited to aquatic activities. Furthermore, it is vital to have the water-resistance of your watch checked by an authorized Le Rhône retailer at least once every three years and before any period of prolonged and/or regular immersions.

Quality Test

Le Rhône submits all its watches to the stringent quality test and certifies that the latter has undergone this program of observation in our laboratories and has successfully passed all the tests relating to regularity of rate, temperature, atmospheric pressure and resistance to shocks and magnetic fields as well as water-resistance trials. Your watch is thus capable of withstanding the daily stresses and strains that await it when worn on your wrist.

(*) For the Haute Horlogerie timepieces the water-resistance is 3 bar / ATM corresponding to 30 meters / 90 feet.

TIMEPIECES



HORÖLOGY
Unique & Exceptional



RÖAD RACER
High Precision



HEDÖNIA
Elegance & Refinement

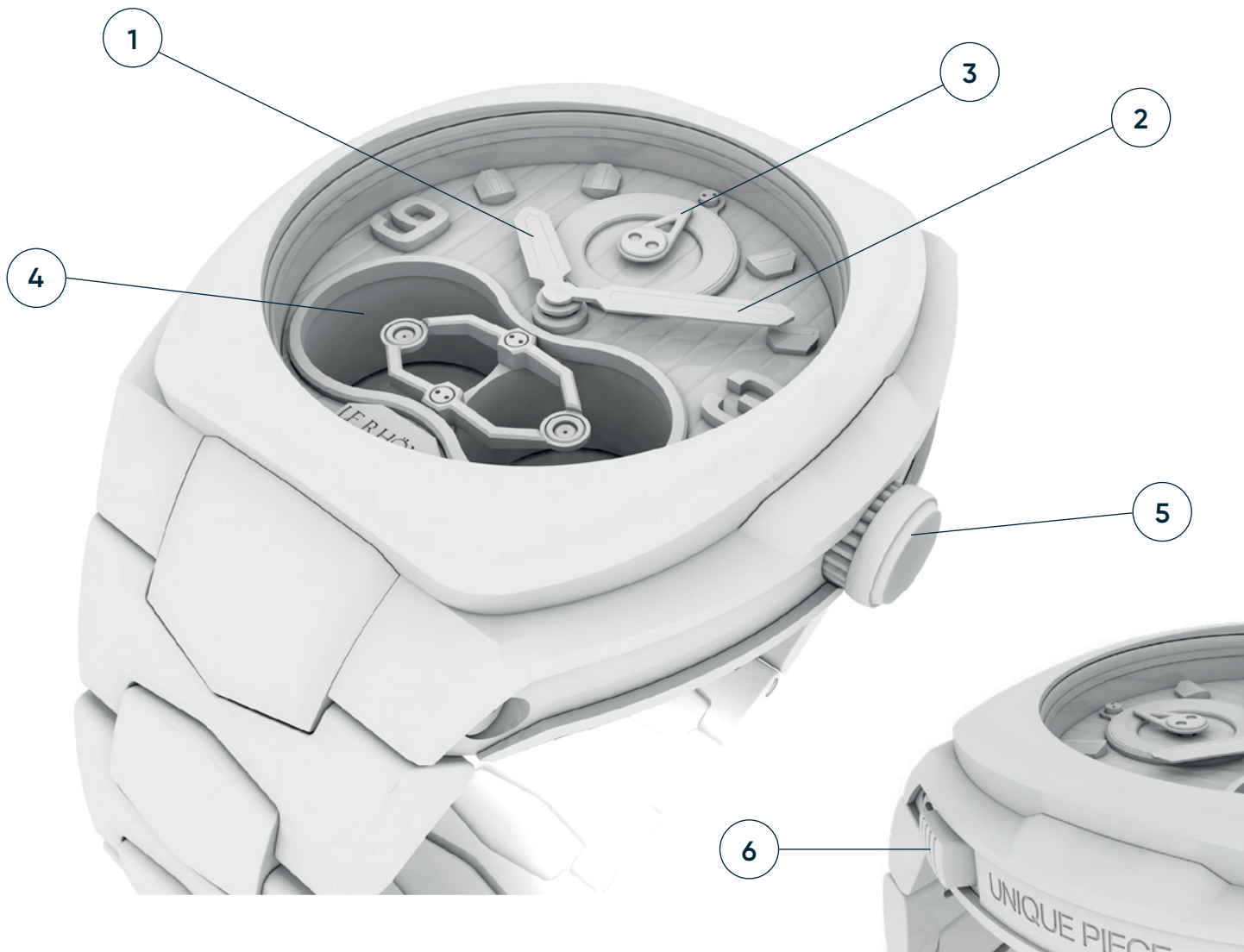


MOÖN
Grande Phase de Lune




VÖYAGE
Jumping Meridian Time

HORÖLOGY



1. Hour hand
2. Minute hand
3. 24h Home Time hand
4. Tourbillon cage
5. Crown
6. Push-piece hour hand adjuster

HORÖLOGY



Movement

Technical Features:

- Movement: Hand-winding, fully developed & manufactured in Switzerland - 385/395/454 components (depending on the version)
- 21600A/h - Power Reserve: approx. 72h.
- Functions: Hours, Minutes, "Jumping" display of 24-hour second time zone, Double Flying Tourbillon.
- Case: diameter 45 mm - Sapphire case back.
- Water-resistance: 100 meters / 330 feet.

Use

Setting the time:

1. Setting the Home Time:

Pull the crown out to position 2. The movement will be locked. Move the 24h Home Time hand and the minute hand clockwise until the desired Home Time is displayed. When the operation is complete, push the crown back to position 1. The watch starts running again.

2. Setting the local time:

Press the push-piece adjuster at 11 o'clock until the desired local hour is displayed.

Starting the watch:

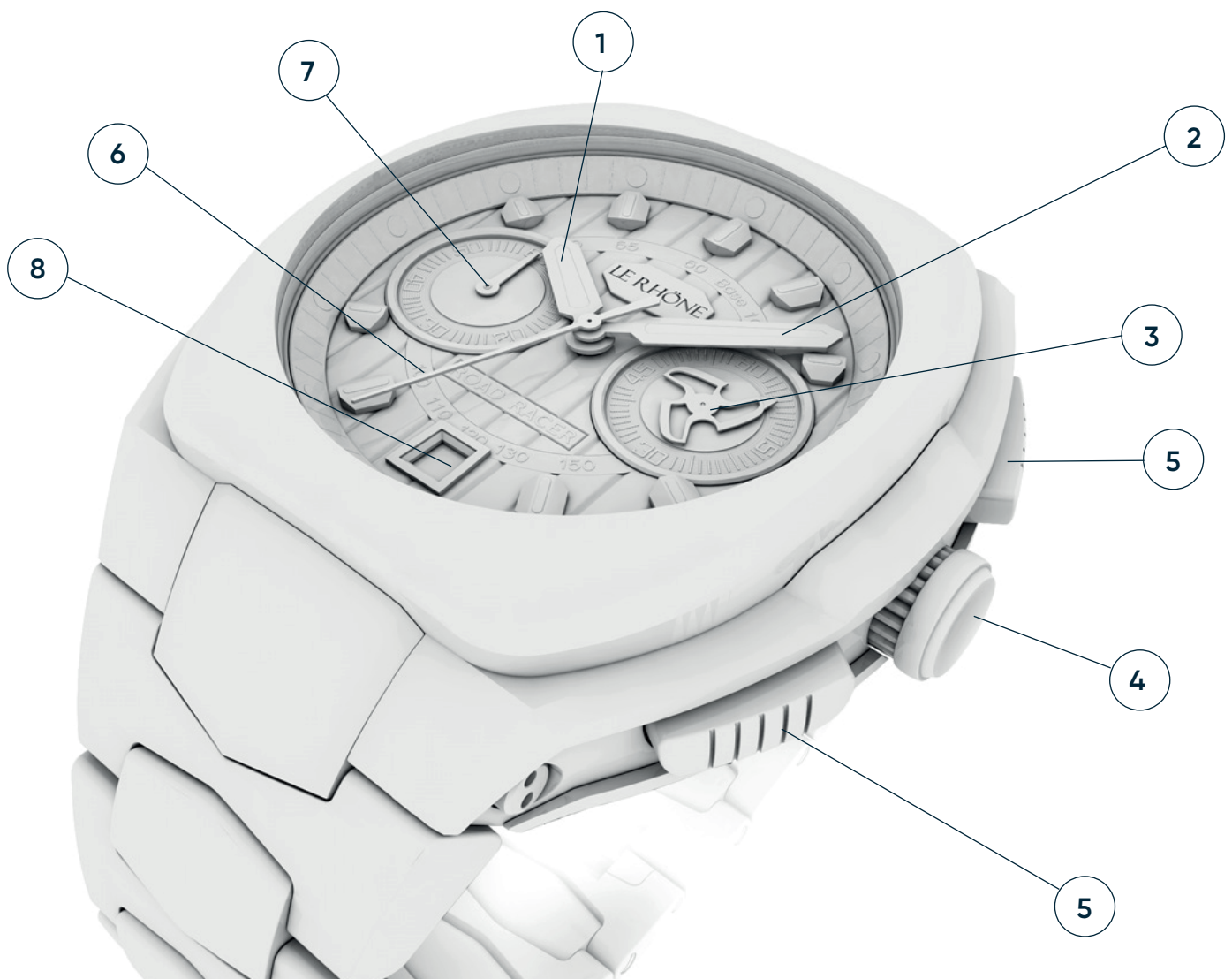
Crown is initially in position 1. A few clockwise turns of the crown are enough to set the watch running. Please note that the crown does not lock when winding, even when the watch is fully wound.

Operating indicator:

The tourbillon cage completes one revolution in 60 seconds. It also shows you that the watch is running.



RÖAD RACER



- 1. Hour hand
- 2. Minute hand
- 3. Second counter
- 4. Crown
- 5. Chronograph push-pieces
- 6. Chronograph second hand
- 7. Chronograph minute hand
- 8. Date

RÖAD RACER

Movement

Technical Features:

- Movement: Automatic, fully developed & manufactured in Switzerland
- 28000A/h – Power Reserve: approx. 42h.
- Functions: Hours, Minutes, Small Seconds, Date – Chronograph with 60-minute counter, central second – Tachymeter.
- Case: diameter 45 mm – Sapphire case back.
- Water-resistance: 100 meters / 330 feet.

Use

Starting the watch:

Unscrew the crown. Crown is then in position 1. A few clockwise turns of the crown are enough to set the watch running. It will then automatically wind up when you wear it. Please note that the crown does not lock when winding, even when the watch is fully wound. When the operation is completed, screw the crown in.

Operating indicator:

The second disc completes one revolution in 60 seconds. It also shows you that the watch is running.

Setting the time:

Unscrew the crown. Then pull the crown out to position 3. The movement will be locked. Move the hands clockwise until the desired time is displayed. When the operation is complete, push the crown back to position 1. The watch starts running again. Screw the crown in.

Setting the date:

Unscrew the crown. Then pull the crown out to position 2. This timepiece If you have to move the date one day forward, turn crown (in position 2) in an anti-clockwise direction. Repeat the operation until the desired date is displayed. For months with fewer than 31 days, repeat this process to reach the 1st of the following month.

When the operation is completed, push the crown back to position 1 and screw the crown in.

Note: date correction should not be performed between 10.30 p.m. and 3.30 a.m. During this period the automatic date-change mechanism is already in action. features a date display window at 6 o'clock and a rapid correction system.

Move the hands clockwise until the desired time is displayed. When the operation is complete, push the crown back to position 1. The watch starts running again. Screw the crown in.

Operating the chronograph:


The central second hand on the Le Rhône Road Racer displays the chronograph second to the nearest eighth of a second. A counter located at 9 o'clock tallies the minutes up to 60 minutes.

- Push-piece at 2 o'clock: this push-piece starts and stops the chronograph function.
- Push-piece at 4 o'clock: this push-piece resets the counters and the central second hand. When timing is in progress, pressing this push-piece has no effect.

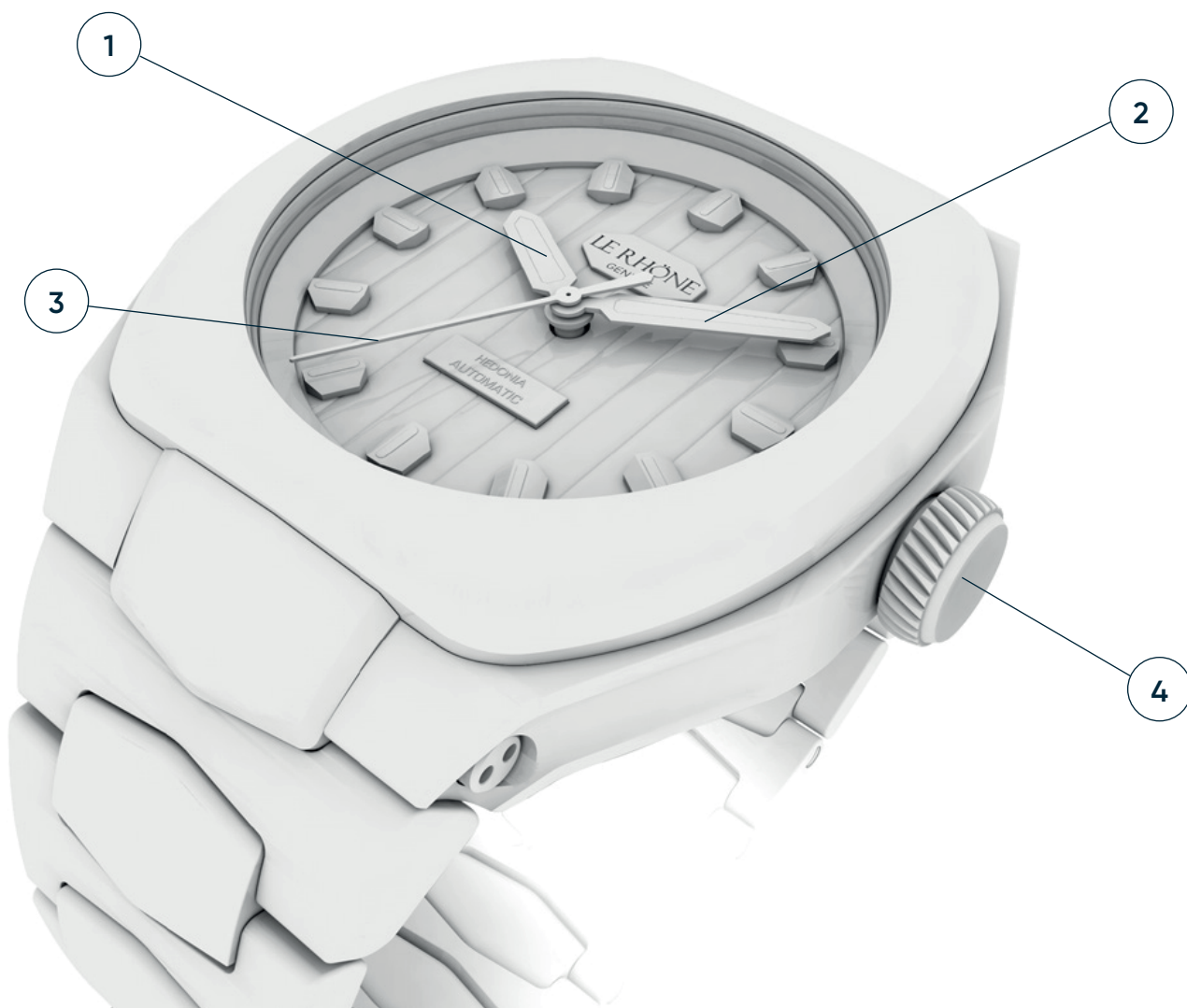
Screw-in crown:

To ensure perfect water-resistance to the depth for which the model was designed, the crown must be unscrewed before performing any operation with it, such as setting the time or the date.

1. Unscrew the crown for normal use.
2. In order to ensure the watch's water-resistance, the crown must be screwed back down after use. To do so, screw down the crown while pressing onto the case.



HEDÖNIA



1. Hour hand
2. Minute hand
3. Second hand
4. Crown

HEDÖNIA



Movement

Technical Features:

- Movement: Automatic, fully developed & manufactured in Switzerland
- 128 components - 28000A/h - Power Reserve: approx. 42h.
- Functions: Hours, Minutes, Seconds.
- Case: diameter 41 mm - Sapphire case back - Interchangeability strap system.
- Water-resistance: 100 meters / 330 feet.

Use

Starting the watch:

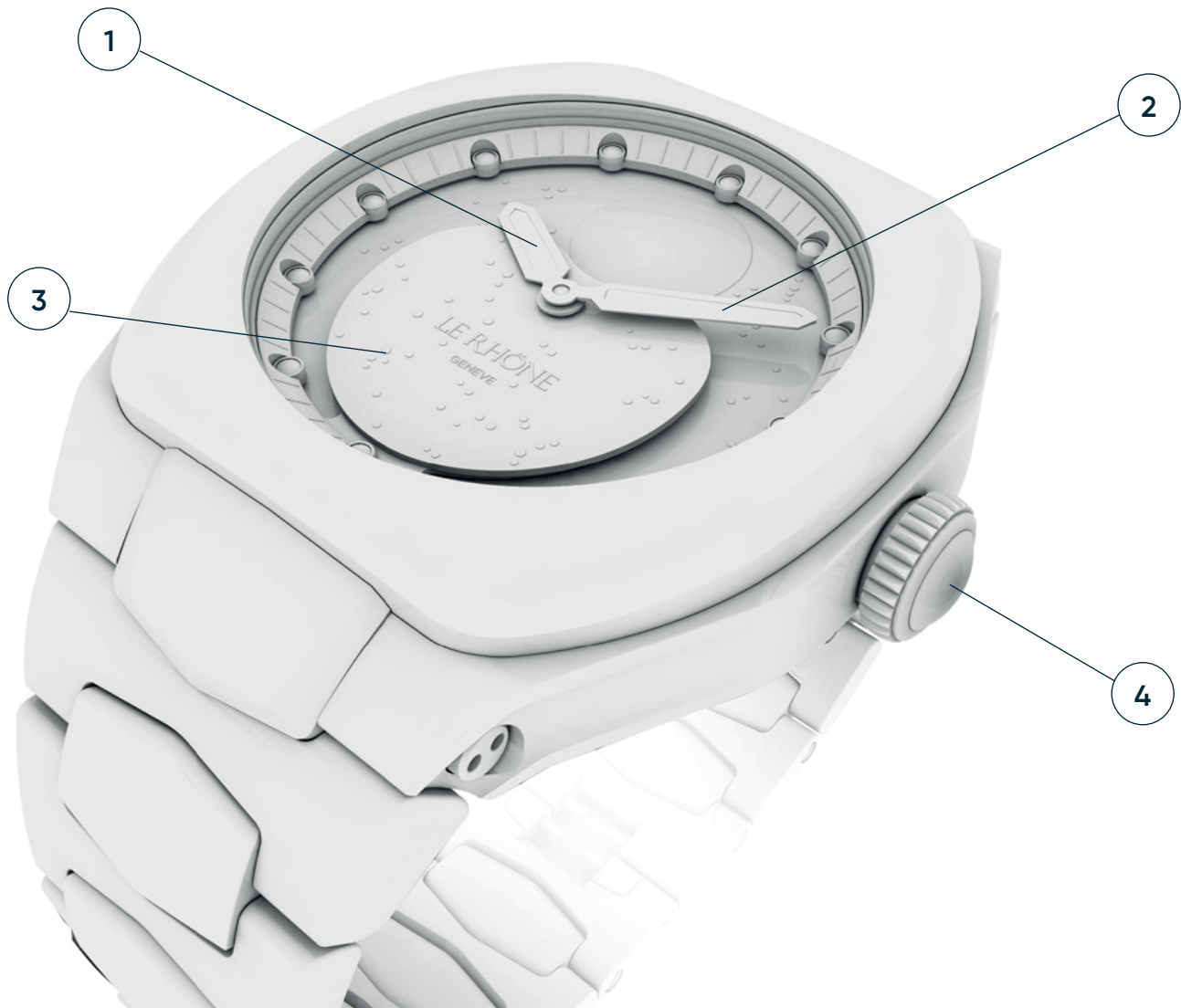
Crown is initially in position 1. A few clockwise turns of the crown are enough to set the watch running. It will then automatically wind up when you wear it.

Setting the time:

Pull the crown out to position 2. The movement will be locked. Move the hands clockwise until the desired time is displayed. When the operation is complete, push the crown back to position 1. The watch starts running again.



MOÖN



1. Hour hand
2. Minute hand
3. Moonphase disc
4. Crown

MOÖN



Movement

Technical Features:

- Movement: Automatic, fully developed & manufactured in Switzerland
- Moonphase correction by the crown - 147 components - 28000A/h
- Power Reserve: approx. 42h.
- Functions: Hours, Minutes - Central Moonphase display.
- Case: diameter 37 or 41 mm - Sapphire case back
- Interchangeability strap system for the 41 mm diameter.
- Water-resistance: 100 meters / 330 feet.

Use

Starting the watch:

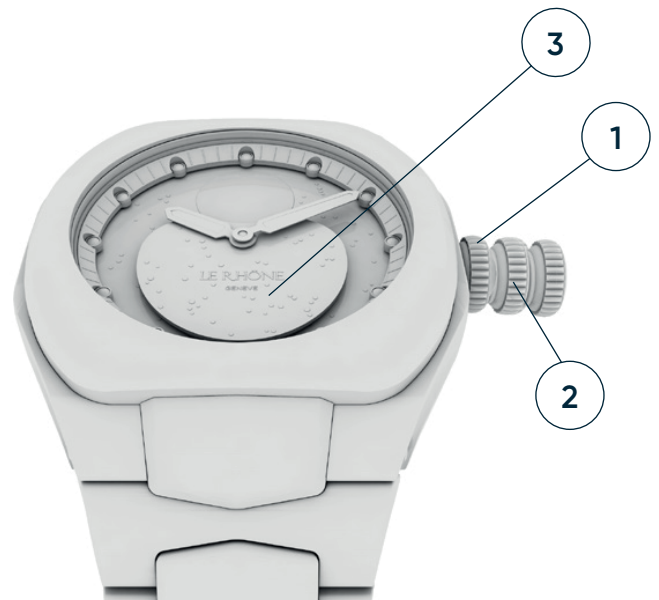
Crown is initially in position 1. A few clockwise turns of the crown are enough to set the watch running. It will then automatically wind up when you wear it.

Setting the time:

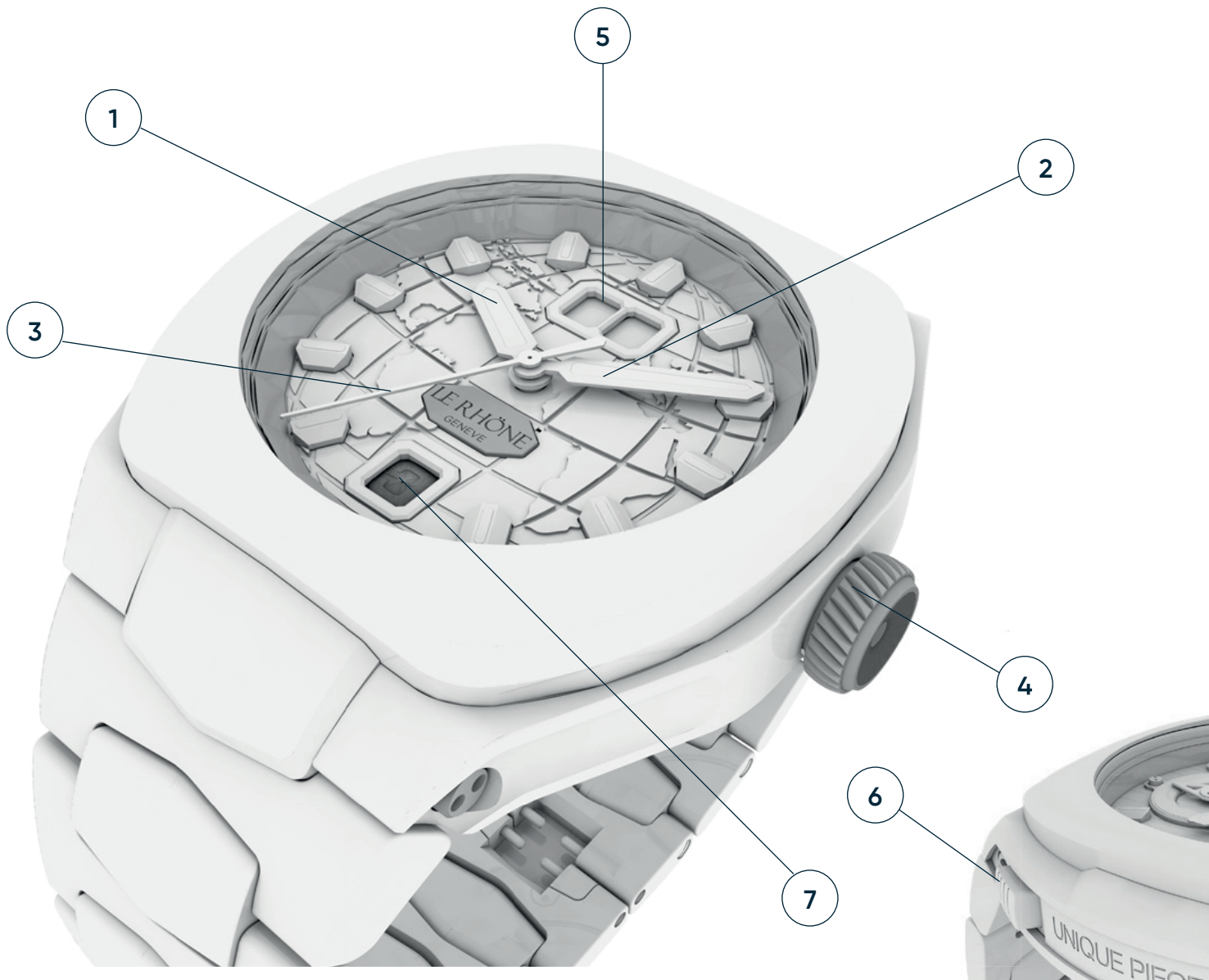
Pull the crown out to position 3. The movement will be locked. Move the hands clockwise until the desired time is displayed. When the operation is complete, push the crown back to position 1. The watch starts running again.

Setting the Moonphase:

Pull the crown out to position 2. Move the Moonphase disc clockwise until the desired moonphase is displayed. This timepiece features a Moonphase rapid correction system. When the operation is completed, push the crown back to position 1.



VÖYAGE



1. Local Hour Hand

2. Local Minute Hand

3. Second hand

4. Crown

5. 24h Home Time window

6. Push-piece hour hand adjuster

7. Home Time Date

VÖYAGE



Movement

Technical Features:

- Movement: Automatic, fully developed & manufactured in Switzerland
- Unidirectional correction of the hour hand by pusher at 10 o'clock
- 246 components - 28000A/h - Power Reserve: approx. 40h.
- Functions: Hours, Minutes, Central seconds, Date at 6 o'clock - 24-hour display of second time zone on two «jumping» discs positioned at 12 o'clock.
- Case: diameter 41 mm - Sapphire case back - Interchangeability strap system.
- Water-resistance: 100 meters / 330 feet.

Use

Starting the watch:

Crown is initially in position 1. A few clockwise turns of the crown are enough to set the watch running. It will then automatically wind up when you wear it.

Setting the hometime date:

Pull the crown out to position 2. Move the crown counter clockwise until the desired date is displayed. When the operation is complete, push the crown back to position 1. Note: date correction should not be performed between 10.30 p.m. and 3.30 a.m. During this period the automatic date-change mechanism is already in action.

Setting the Time:

1. Setting the Home Time:

Pull the crown out to position 3. The movement will be locked. Move the hour hand and the minute hand counter clockwise until the desired Home Time is displayed in the 24h Home Time window.

Note: the date is always connected to the 24h Home Time window. When the operation is complete, push the crown back to position 1. The watch starts running again.

2. Setting the local time:

Press the push-piece adjuster at 11 o'clock until the desired local hour is displayed.



INTERNATIONAL WARRANTY

Terms and conditions of the Le Rhône International Warranty:

Your Le Rhône watch is guaranteed against all manufacturing defects for two years from the date of purchase. You have also the possibility to benefit from a 8-year warranty extension, for a total of 10 years warranty, by registering online. Here are the following conditions.

Any part found by our technical services to be defective as a result of a manufacturing defect will, at the sole discretion of Le Rhône, be repaired or replaced free of charge. The Le Rhône International Warranty is valid only if the warranty certificate enclosed with the watch box has been duly completed, dated, stamped and signed by the authorized Le Rhône retailer where the watch was purchased. This Le Rhône International Warranty does not cover defects resulting from accidents, mishandling or incorrect or abusive use (for example, knocks, dents, crushing, excessive temperatures, powerful magnetic fields), unauthorized alteration or repair or the consequences of normal wear and aging of the watch, the strap or the glass, the loss of water-resistance, after 2 years from the date of purchase (or 10 years if you benefit from the warranty extension) if your watch is water-resistant.

Water-resistance of Le Rhône watches may be engraved on the caseback. It is guaranteed for two years from the date of purchase, (or 10 years if you benefit from the warranty extension) provided that the glass, bezel, back, middle part and crown have not been damaged. It is nevertheless essential to have the water-resistance of your watch checked at least once every three years, and in any event, prior to any period of intensive use, either by an authorized Le Rhône retailer or by an authorized Le Rhône Service Centre (for further information please see below «Le Rhône Customer Service» chapter).

Except insofar as prohibited by applicable law, this Limited Warranty shall be the exclusive manufacturer warranty. Neither this Limited Warranty nor any other warranties, whether express or implied, including, but not limited to, any implied warranty of merchantability or of fitness for any particular purpose, shall extend beyond the period of two years from the date of purchase (or 10 years if you benefit from the warranty extension). The liability of Le Rhône is limited solely and exclusively to repair or replacement under the terms and conditions stated herein.

Le Rhône shall not be liable, by virtue of this Limited Warranty or otherwise, for any loss or damage arising out of the use of or inability to use this watch nor for any incidental or consequential damages relating in any way to this watch. Some States, Provinces and Territories do not allow limitations on how long an implied warranty lasts or the exclusion or limitation of incidental or consequential damages, so the above limitations or exclusions may not apply to you. This Limited Warranty grants you specific legal rights, in addition to which you may have other legal rights that vary from one Country, State, Province or Territory to another.

INTERNATIONAL WARRANTY

Le Rhône Customer Service

A Le Rhône timepiece is a high-precision instrument that operates 24 hours a day. It is therefore essential to have it serviced once every three or five years in order to guarantee its good working order and its durability. If significant variations occur in the settings, it may be necessary to have the movement serviced.

It is also necessary to have the water-resistance of the watch checked once every three years, or prior to any period during which it will be subjected to prolonged and/ or regular immersion. Maintenance and repair work must be entrusted to an authorized Le Rhône retailer, or to an authorized Le Rhône Service Centre. The list of our points of sale and service centers is available on our website: www.lerhone.com.

Our authorized Service Centers are staffed by watchmakers trained at the Le Rhône manufacture, and have the workshops, tools and parts required for the repair and maintenance of Le Rhône watches. In certain cases, especially for operations requiring special tools and parts, the Service Centers will send your watch to the Le Rhône Manufacture in Switzerland to have the necessary work carried out.



Route du Nant-d'Avril 96 - 1217 Meyrin / Switzerland
contact@lerhone.com - www.lerhone.com
Tel. +41 22 753 88 88



#HUMANTEMPÖ